

Welcome to St Winefride's Catholic Primary School



'Learning and growing together in the love of Christ'
'Dysgu a thyfu gyda'n gilydd yng nghariad Crist'

Meet the staff



We have a kind and nurturing team here at St Winefride's who strive to ensure that every person who enters our school feels welcome, happy, safe and important.

This applies not only to our children but to our parents /carers and wider families.

We want you to feel a part of our school family.

The Senior Leadership Team



Miss Sian Jones-Evans
Headteacher / ALNCO



Mrs. Lauren Owen
Deputy Head / Class teacher



Miss. Danielle Rainford
Deputy Head/ Class teacher

The Foundation Phase Classes

The Foundation Phase consists of three classes:

- Nursery
- Reception and Year 1
- Year 1 and 2

A number of skilled teaching assistants support staff also work closely alongside our teaching staff to support the teaching staff.

If you have any queries or questions regarding any matters within the Foundation Phase, you can approach any member of staff at any time.

The Foundation Phase Teachers



Mrs L. Owen



Miss B. Jones



Miss D. Rainford

The New Welsh Curriculum

The purpose of the new curriculum is to support our children and young people to be:

- Ambitious, capable learners, ready to learn throughout their lives
- Enterprising, creative contributors, ready to play a full part in life and work
 - Ethical, informed citizens of Wales and the world
- Healthy, confident individuals, ready to lead fulfilling lives as valued members of society

Areas of Learning and Experience

Instead of traditional subject areas as you may know them, learning will be separated into six 'Areas of Learning and experience.'

This is to signal the importance of learning as a broad and connected range of experiences that broaden children and young people's horizons, stimulates imaginations and promotes enjoyment in learning.



Religion, Values and Ethics

Religion, Values and Ethics (RVE)
is a core subject and at the
heart of St Winefride's
Catholic primary



There are 6 topics covered:

Creation and covenant
Prophecy and Promise
Galilee and Jerusalem
Desert to Garden
To the Ends of the Earth
Dialogue and Encounter

They will learn about the teachings of the church and the Bible through playing, exploring, active learning, creating, and thinking critically.

All learning will aim to help them experience the awe and wonder of God.

Celebration of the Word

Prayer is a daily part of our lives here at St Winefride's.

We also have a whole school Celebration of the Word each week and a Celebration Assembly on a Friday to share and celebrate our success!



Our Priest

Father Matthew is our Parish priest. He will come and visit and at special times of the Church's year he will celebrate Mass in school for our children, parents and Parish family.

Welcome!

It is a privilege to welcome your child to St Winefride's. We are so excited to be part of their first steps on their learning journey.

Ensuring your child is happy and feels safe is our priority and this comes before anything. To ensure we can do this to the best of our ability from the get go, I would like to kindly ask if you could fill in the 'All About Me' sheet in preparation for September.

We will also generate a one page profile on your child that you will support us with. These will be displayed in class to ensure that we can best support your child.

Annabella's One Page Profile



What people like and admire about me...

- I am kind and caring towards other children.
- I like to talk and spend time with the adults in class.
- I am good at drawing. I like to colour pictures.
- I am very strong-willed and I like to make sure that I am following the rules.
- I love to learn outdoors.
- I am helpful, I like to help others with their work or when playing in different areas.
- I am happy, I love to smile.



What makes me happy

- Spending time with my family. I love my Mummy so much.
- I love to play with my friends in class.
- I am happy when I am exploring books, I love having stories read to me.
- Spending time outdoors. I like to explore our outdoor area and play on the bikes.
- I am happy when my friends are kind to me and share their toys.
- I like being rewarded. I love stickers.


How I want to be supported...

- Sometimes I find coming into school quite hard. I like to be reassured by my teachers. When I am in school, I miss my Mummy therefore, I like to have a cuddle and sit on their knee.
- I like to play with friends but now in the loud areas of class. Sometimes I can become upset if class gets too busy. It helps me when you guide me to play in a quiet area.



All About Me!

This is me!



My name is _____

I am _____ years old.

My birthday is _____

My first language at home is _____

TV Programme



Colour



My favourite.....

Food



Toy



I have a pet called _____

My friends are...



Please send us a family photo
(or two if you have two family homes)
and an individual photo of your child to:

l.owen@st-winefrides.co.uk

so we can personalise your child's classroom ready
for September and we can make them feel at home





We have been thinking about lots of information that you will need to know before you start at our school.

Let's go and take a look...



The School Day



Nursery Session Times:

Morning Nursery session - 9:00am - 11.30am

Reception Session times:

9.00am-3.15pm

Classroom doors open at 8.50am

What do they wear?

Here at St Winefride's Catholic Primary School, all children are requested to wear the school's uniform.

Uniforms can be tried on and purchased from First Class Clothing. They are competitively priced and are of very good quality.

Nearly new uniform is also available and the school regularly holds a uniform sale as part of our Eco club work.



What do they wear?

The Nursery and Reception children will be taking part in a PE session at least once a week.

For this, they require full P.E kit, which consists of:

White t-shirt

Black shorts/leggings

Black pumps or trainers for outdoor P.E



Snack Time



Children in Foundation Phase have a healthy snack and a drink before play time every day.

This consists of a piece of fruit or vegetable and a glass of milk or water.



Children will be able to access a rolling snack throughout their session where they will be encouraged to prepare it with the support of an adult.

Snack Time



We provide snack to children who want to join the scheme at a cost of £42 (in advance) for the full academic year. This is towards the cost of providing one healthy snack each day.

We have an online app called 'School Gateway' and all money is paid via this app.

Alternatively, you can provide your own fruit / vegetable snack on a daily basis.

What will your child learn at St Winefride's?



Areas of Learning and Experience

Expressive Arts

**Mathematics and
Numeracy**

Health and Well-being

**Languages, Literacy
and Communication**

Humanities

**Science and
Technology**

Each Area of Learning and Experience is organised into 'What Matters statements' which prioritise the important concepts about which learners must have experiences, knowledge and skills.



What does the Foundation Phase promote?

The development of the whole child.

Looking to provide them with the skills to progress in their personal, social, emotional, physical and intellectual well-being.





It develops positive attitudes towards learning.

It also aims to raise the self esteem and self confidence of each child.



Play is important!

Here at St Winefride's we believe the most effective way for a child to learn is through play or active learning.

Our job is to provide carefully planned learning experiences, which challenge and extend each individual child within their play.



In developing the whole child, the Foundation Phase places huge importance on learning through play indoors but, also equally as important, if not more, in the outdoors.



How is the Foundation Phase implemented?

There are three types of provision that we have here at St Winefride's. They are as follows;

Continuous Provision

Enhanced Provision

Focus / Directed Activities



What is the Continuous Provision?



Continuous Provision is what we provide for children everyday, within our learning e.g. sand, water etc.

What is Enhanced Provision?

Enhanced Provision is what you add to the Continuous Provision to create additional/enhanced learning opportunities e.g. adding numbers 1-5 into water for children to fish out and put in order.


Reception children will complete Rainbow challenges.



What are Directed Activities?

Directed or focus activities are specific, planned activities usually led by the teacher, working with the children in small groups / pairs.

This involves high quality adult/child interaction to practise and apply a taught skill e.g. counting / ordering numbers.




Learning to Read and Write

We believe that learning to read should be a fun, engaging activity for the children, and we like to use a variety of teaching styles to implement this.

We use the very successful scheme called:

Jolly Phonics.



Learning to Read and Write

In Nursery, we practice the sounds and actions and learn and sing the songs that go with each sound.


Children will practice their listening skills and then some children will begin to recognise some of our sounds by the end of the year.



Learning to Read and Write

By Reception, we hope children will be ready to go on and start to blend and segment these sounds together to read and write.

Every child is different and moves at their own pace and we will support them in their journey.



Maths and Numeracy

In Nursery, we use the Numicon programme with the children.

Numicon is an inclusive, multi-sensory approach to teaching numeracy using patterns to represent each numeral.

Numicon teaches children about numbers and what they mean, before and alongside counting and pattern activities through hands-on activities.



Maths and Numeracy

In Reception, we use the Inspire Maths programme with the children.

It is a very successful approach which encourages children to learn through the concrete-pictorial-abstract approach.



What if my child has additional learning needs?

If your child has a specific additional learning, developmental or medical need, we will work, alongside you and your child, to find the best way to support them in their development and access all the relevant support and advice from outside agencies to ensure the very best learning journey for your child.

The Foundation Phase has been designed to help all children flourish, whatever their stage of development or learning ability.



How will I know how my child is doing?

Staff will observe your child and their progress against the progression steps on a daily basis to identify what they can do now and and plan for what we need to help them with to get to the next step.



Planning in the moment and learning stories

If your child is entering Nursery, their teacher will be meeting with you once or twice a year to share a learning story with you.

Through a planning-in-the-moment approach where the teacher will spend time in the areas, following your child's interests and supporting and enhancing their play. We can create and gather excellent learning opportunities that will support your child's development.

From the time spent enhancing this play, their teacher will generate a learning story about the moment to briefly share with you what happened. It will also give you a chance to have a catch up with their teacher throughout the year.

Dear Erin,

I cannot believe we are now in the last half term of your time in Nursery! It has flown by. You have really grown in confidence and I have noticed how much you have enjoyed exploring your classroom. I have especially noticed that you seem to love the outdoors.

A couple of weeks ago we had a great time in our outdoor area. You were so excited to see that it was all set up and ready to be played in. You ran down the bank to find a bouncy hopper and you were screaming and laughing with joy. You jumped onto one with the help of a friend and started to bounce, it looked like so much fun!

It didn't take long before you decided to explore the other outdoor areas. You explored the mud kitchen and the small world. You seemed to really enjoy the small world area where you made a bug house! It was so super! After this you noticed the new outdoor water tray. I was very impressed on how you remembered to put on your apron, you even kindly reminded your friends that if they're playing in the water, we need to wear one. You did my job for me!

After this you found the shape hunt resources. You showed them to me and told me the different shapes, circle, triangle, square and rectangle. I then asked if you could find any of those shapes in our outdoor area. You nodded and began to run around pointing to all the different things that showed the shapes. You did this without any help at all and I was super proud of you. You seemed to really enjoy this. Your knowledge of shapes is excellent and you had so much fun during this learning experience.

It was so lovely to share this moment with you Erin, well done to you again!

From,

Miss Jones. ☺



How will I know how my child is doing?

You will be updated in variety of ways, including:

Parents' evening

Reports

Seesaw

Daily conversation and feedback


Planning in the moment meetings (Nursery only)



How will I know how my child is doing?

Our daily form of communication is Seesaw, a family friendly, safe app where we can record your child's learning story and their achievements.

This can be shared with selected family members via a secure QR code password and downloaded on your phone or computer.



The screenshot shows a Seesaw app interface. At the top, there's a navigation bar with a funnel icon, a ladybug icon, the name 'Annabella Grudzinskaite', a folder icon, 'All Folders', a 'Print PDF' button, and a close icon. Below this is a header with the ladybug icon and the name 'Annabella Grudzinskaite'. The main content is a photo of a young girl with dark curly hair, wearing a yellow shirt and dark overalls, sitting at a wooden table. She is holding a small white card with the number '5' on it. On the table in front of her are various items: a yellow octagon, a green hexagon, a yellow spoon, and a clear plastic container with a yellow lid. In the background, there's a pink and black toy microscope and a wooden cabinet with a 'Fridge' label. Below the photo, there is a text entry: 'I pulled out 2 Numicon shapes and added them together. I then found the correct written number. I was able to do theses tasks independently..'. At the bottom left, it says 'Seen by: Egle Grudzinskiene' and at the bottom right, it says 'June 13, 2023 11:18 AM'. At the very bottom, there are two green square icons with the text 'Maths/ Numeracy' and 'Numicon'.

I pulled out 2 Numicon shapes and added them together. I then found the correct written number. I was able to do theses tasks independently..

Seen by: Egle Grudzinskiene

June 13, 2023 11:18 AM

Maths/ Numeracy Numicon

How will I know how my child is doing?



Hallie Howells



Today Hallie has worked with an adult to practice her sounds and blending them together

Seen by: Chloe Howells

May 18, 2023 10:48 AM

LLC - Phonics LLC - Reading

Chloe Howells

Once you have signed up to the rules of our Seesaw code of conduct, you will be able to like photos, make comments on your child's learning that we can share with them and private message the school staff with any important messages.

Seesaw will be your window into your child's learning.

What can you do to help your child?

In Nursery, Children will be given the opportunity to take home a story book from school to share with you on a weekly basis.

This will be a book that we encourage you to read to your child and encourage them to talk about the pictures, the characters and the story.

This is to be brought back to school and changed for a new one on a weekly basis.

The more stories you can share the more progress your child will make in all areas!



What can you do to help your child?



When they are ready, your child will be sent home with **sound cards** and a **reading book** to share on a weekly basis and a **yellow reading diary**.

They may also bring home some **key words**.

These are 'tricky' words which cannot be sounded out or words they need to practise from their reading books.

We would ask that you spend some time, as often as possible, practising these words and sharing the book, listening and supporting them to read it and to discuss the story.

What can you do to help your child?



We hope to provide a reading session for parents at some point next year, where we will share effective strategies for helping support your child with reading.

What can you do to help your child?

Some of the other things that we would encourage you to do at home to support your child's development, include:

Reading and sharing a story every day

Talk, talk, talk!!

Singing songs and nursery rhymes

Reciting numbers to 10 / 20

Practising counting objects

Colouring


Building

Encouraging independent toileting / dressing skills.

Taster Session

Nursery children will all be welcomed to join our taster session. During this time they will have the opportunity to explore the provision areas, get to meet new friends and some staff in class.

Children will be given the book 'The Colour Monster goes to School' and their own little plush monster. We encourage you to read, share and explore this book with your child in preparation for September.



What if I need to speak to staff?

For any other queries, concerns or issues, we welcome you to make an appointment with the class teacher who will happily meet you to discuss / give advice and support.

We have an open-door policy and welcome parents to share and support in their child's journey. We will always make time for you and are here, not only to provide care and support your children but you, our families as well.





'We do not stop
playing because
we grow old-
We grow old
because we stop
playing.'

(George Bernard Shaw)